



Internal Quality Assurance Cell (IQAC)

University of Delhi

Students' Experience Survey

May-June 2016

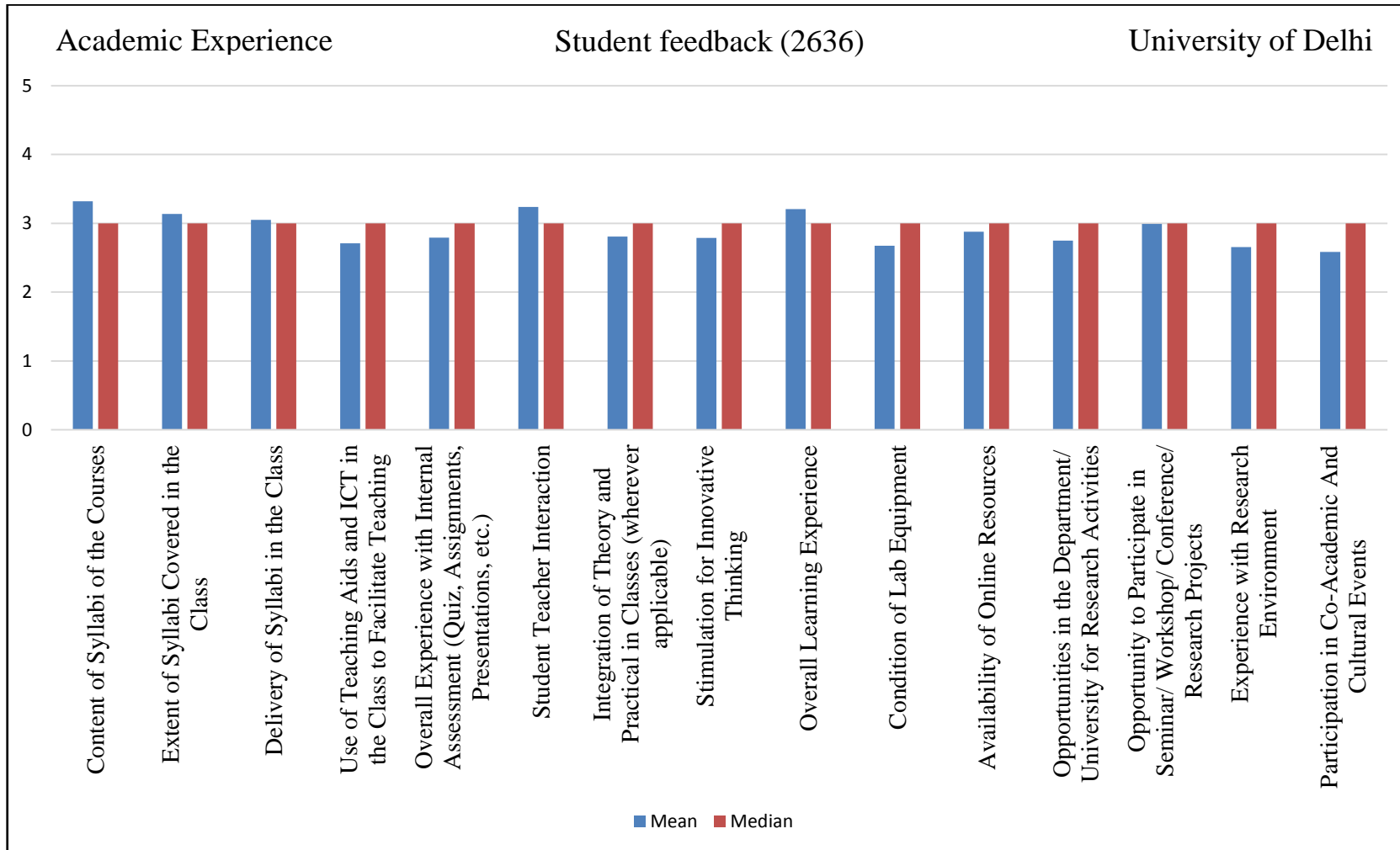
Summary: University-wide Responses

Table of Contents

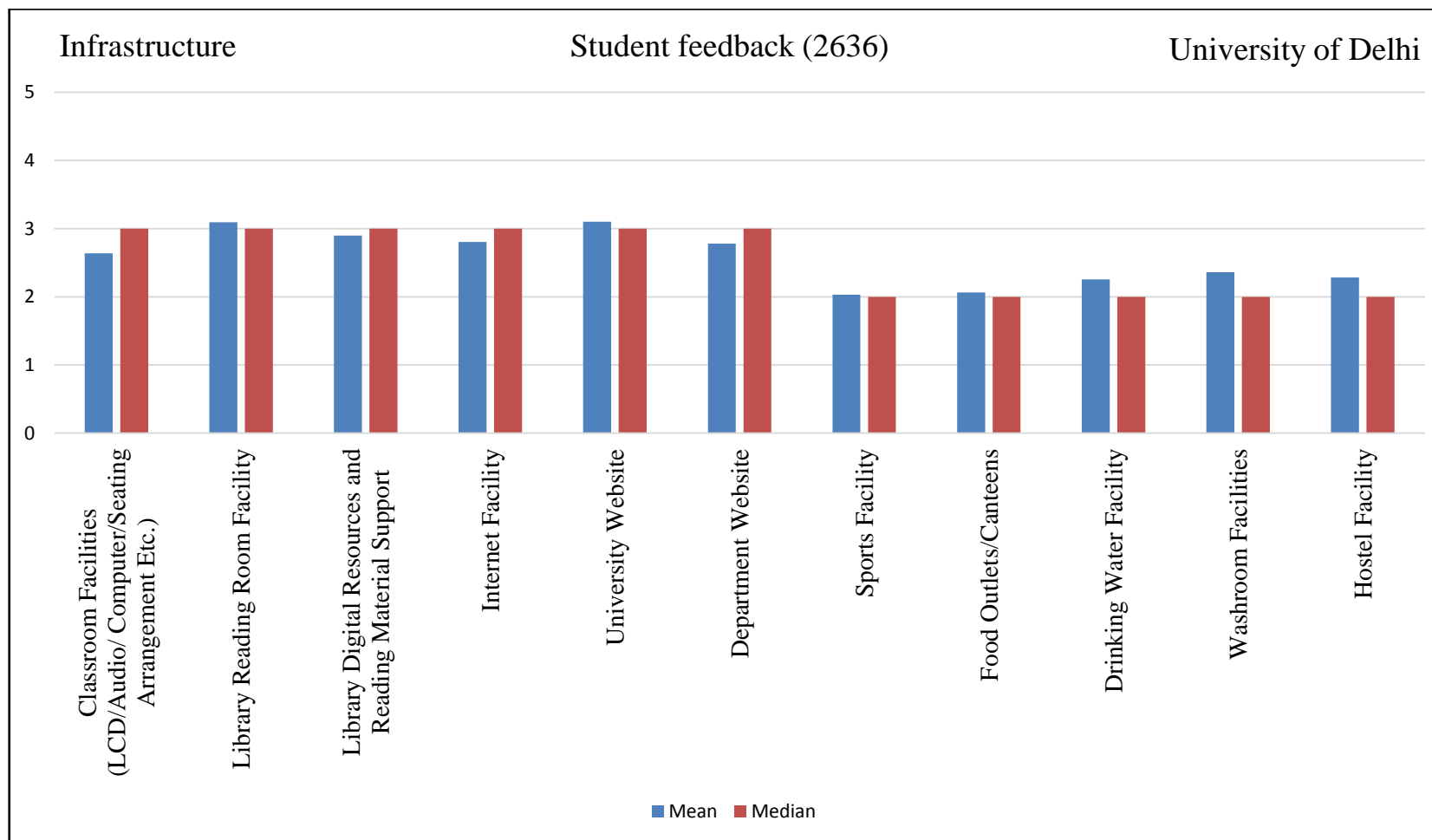
1.	Student Feedback: Bar Charts	
	<i>University-wide Academic Experience</i>	1
	<i>University-wide Infrastructure</i>	2
	<i>University-wide Support System</i>	3
	<i>University-wide Skills/Competencies Developed During Course of Study</i>	4
2.	Student Feedback: Pie Chart	
	<i>“Would you recommend this university to others?”</i>	5
3.	Table 1: Mean, Median, SD, Minimum, Maximum Value for Each Question	6
4.	Table 2: Frequency Distribution in Levels	8
5.	Table 3: Frequency Distribution in Percentage	10

Student Feedback

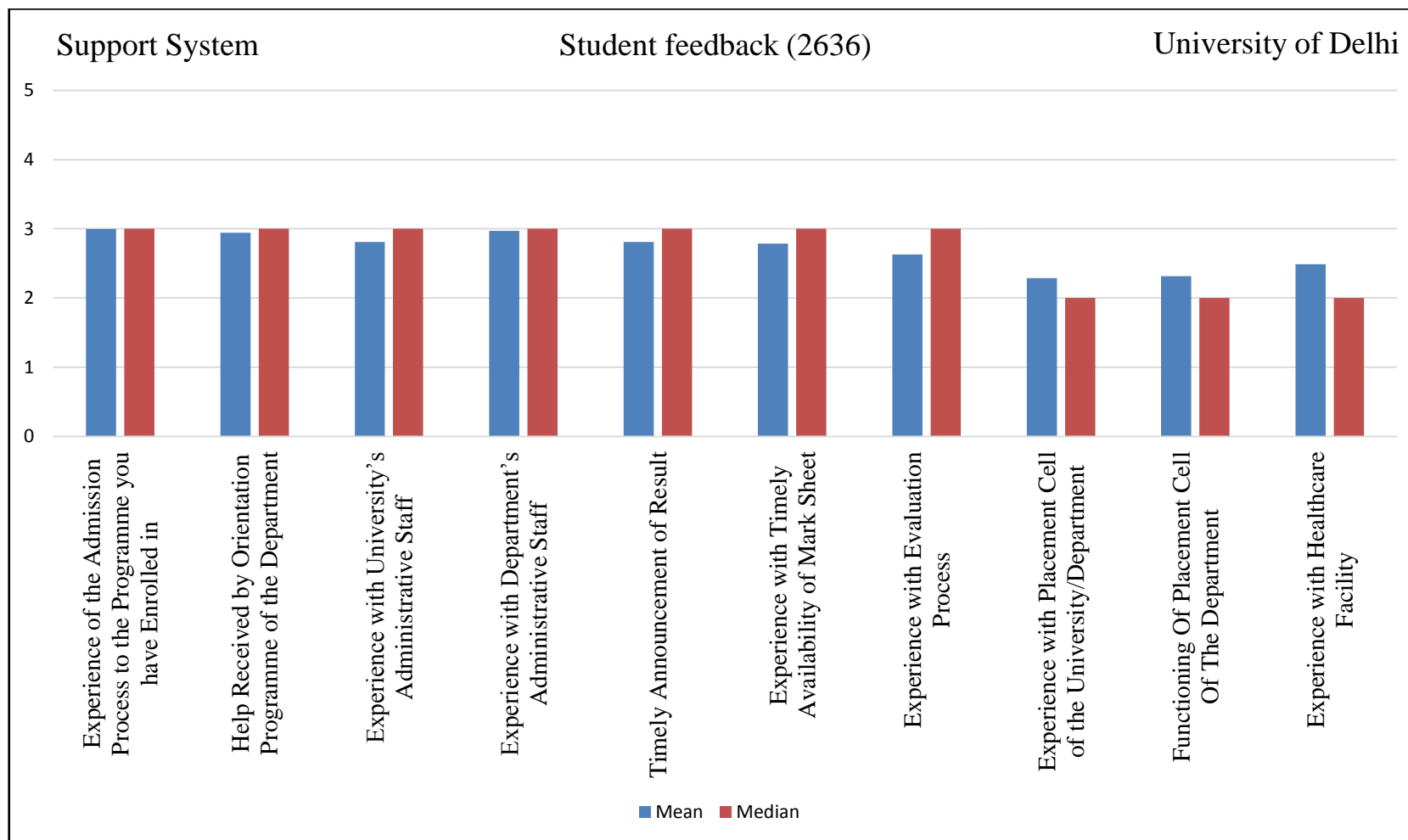
Academic Experience



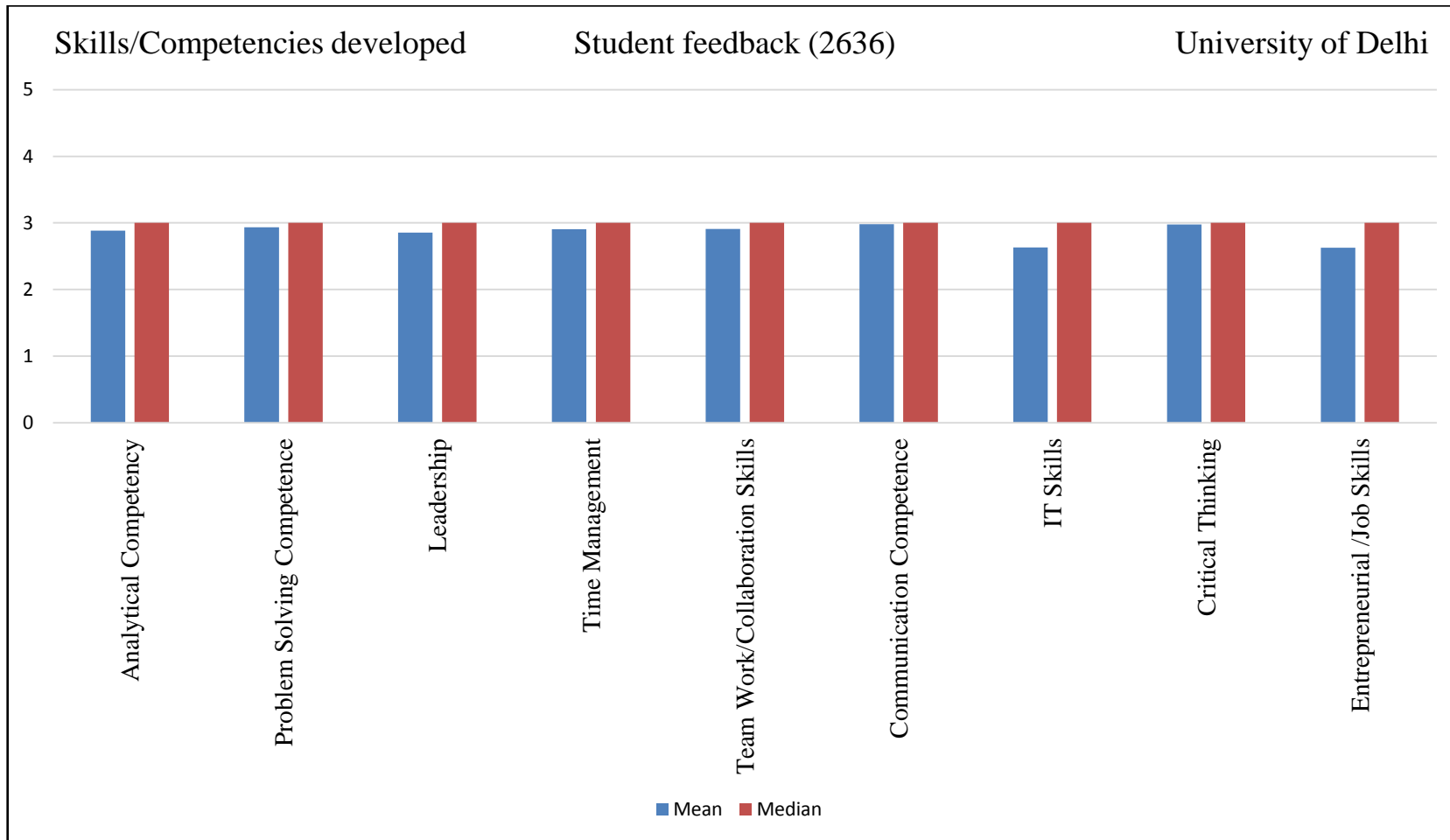
Infrastructure



Support System

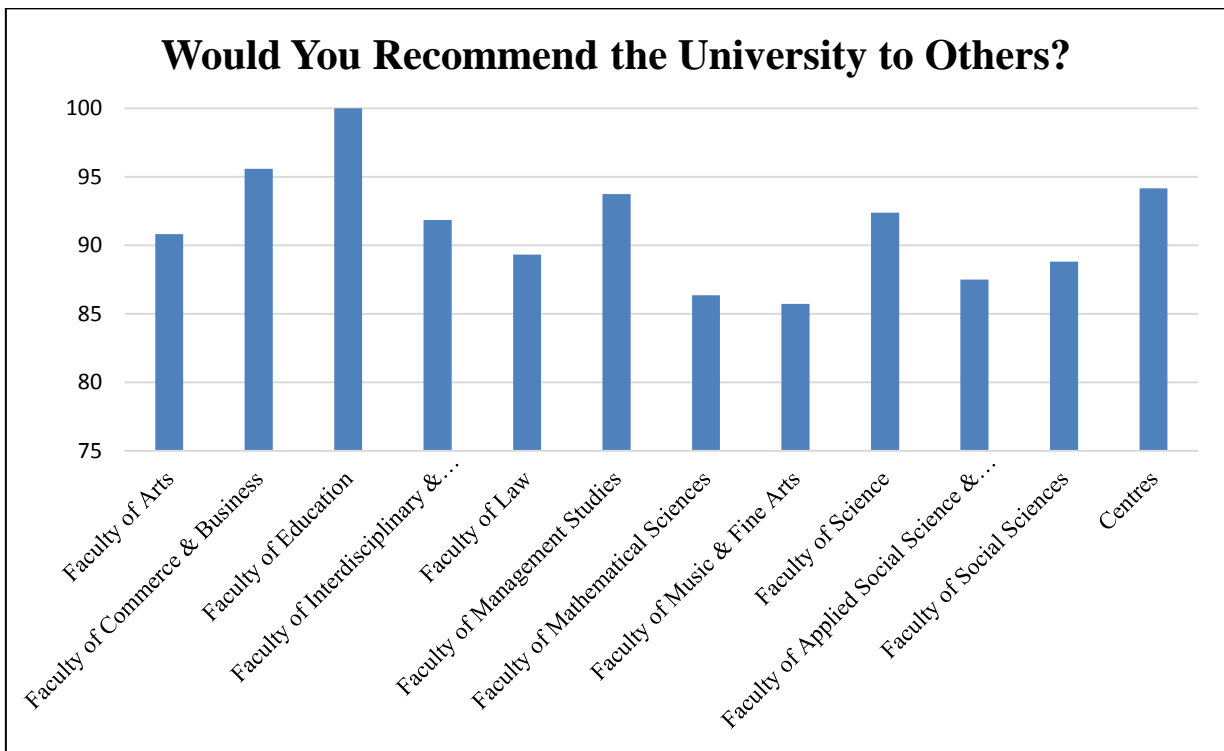
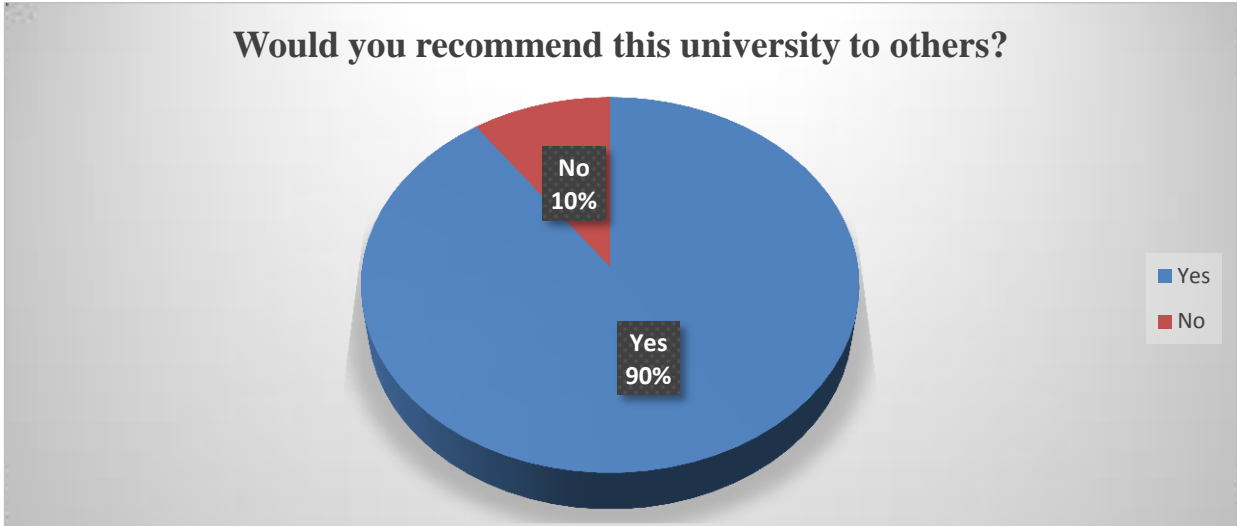


Skills/Competencies Developed During Course of Study



- The average rating for all responses (across all departments/centres) for **‘Overall Academic Experience’ is 3.4**, i.e. much above average, between 'Good' and 'Very Good'.

Student Feedback of 2636 students on “Would you recommend this University to others?”



Note: Centre includes the following: Dr. B.R. Ambedkar Center for Biomedical Research (ACBR), Cluster Innovation Centre (CIC) and Institute of Informatics and Communication (IIC)

TABLE 1: Mean, Median, Standard Deviation, Minimum, Maximum Value for Each Question (N=2636)

S.No	Category	Mean	Median	Standard Deviation	Minimum	Maximum
A.	Academic Experience					
1	Content of Syllabi of the Courses	3.32	3.00	0.97	1.00	5.00
2	Extent of Syllabi Covered in the Class	3.14	3.00	0.99	1.00	5.00
3	Delivery of Syllabi in the Class	3.05	3.00	1.04	1.00	5.00
4	Use of Teaching Aids and ICT in the Class to Facilitate Teaching	2.71	3.00	1.14	1.00	5.00
5	Overall Experience with Internal Assessment (Quiz, Assignments, Presentations etc.)	2.79	3.00	1.14	1.00	5.00
6	Student Teacher Interaction	3.24	3.00	1.14	1.00	5.00
7	Integration of Theory and Practical in Classes (wherever applicable)	2.81	3.00	1.10	1.00	5.00
8	Stimulation for Innovative Thinking	2.79	3.00	1.15	1.00	5.00
9	Overall Learning Experience	3.21	3.00	1.02	1.00	5.00
10	Condition of Lab Equipment	2.67	3.00	1.25	1.00	5.00
11	Availability of Online Resources	2.88	3.00	1.24	1.00	5.00
12	Opportunities in the Department/ University for Research Activities	2.75	3.00	1.19	1.00	5.00
13	Opportunity to Participate in Seminar/ Workshop/ Conference/ Research Projects	2.99	3.00	1.13	1.00	5.00
14	Experience with Research Environment	2.65	3.00	1.16	1.00	5.00
15	Participation in Co-Academic And Cultural Events	2.58	3.00	1.15	1.00	5.00
	Overall	2.91				
B.	Infrastructure					
16	Classroom Facilities (LCD/Audio/ Computer/Seating Arrangement Etc.)	2.64	3.00	1.23	1.00	5.00
17	Library Reading Room Facility	3.09	3.00	1.19	1.00	5.00
18	Library Digital Resources and Reading Material Support	2.90	3.00	1.20	1.00	5.00
19	Internet Facility	2.81	3.00	1.28	1.00	5.00
20	University Website	3.10	3.00	1.07	1.00	5.00
21	Department Website	2.78	3.00	1.18	1.00	5.00
22	Sports Facility	2.03	2.00	1.12	1.00	5.00
23	Food Outlets/Canteens	2.06	2.00	1.10	1.00	5.00

24	Drinking Water Facility	2.26	2.00	1.19	1.00	5.00
25	Washroom Facilities	2.36	2.00	1.15	1.00	5.00
26	Hostel Facility	2.28	2.00	1.24	1.00	5.00
	Overall	2.57				
C.	Support System					
27	Experience of the Admission Process to the Programme you have Enrolled in	3.00	3.00	1.07	1.00	5.00
28	Help Received by Orientation Programme of the Department	2.94	3.00	1.06	1.00	5.00
29	Experience with University's Administrative Staff	2.81	3.00	1.11	1.00	5.00
30	Experience with Department's Administrative Staff	2.97	3.00	1.15	1.00	5.00
31	Timely Announcement of Result	2.81	3.00	1.15	1.00	5.00
32	Experience with Timely Availability of Mark Sheet	2.79	3.00	1.12	1.00	5.00
33	Experience with Evaluation Process	2.63	3.00	1.09	1.00	5.00
34	Experience with Placement Cell of the University/Department	2.29	2.00	1.22	1.00	5.00
35	Functioning Of Placement Cell Of The Department	2.31	2.00	1.24	1.00	5.00
36	Experience with Healthcare Facility	2.49	2.00	1.17	1.00	5.00
	Overall	2.70				
D.	Skills/Competencies Developed During Course of Study					
37	Analytical Competency	2.88	3.00	1.04	1.00	5.00
38	Problem Solving Competence	2.94	3.00	1.06	1.00	5.00
39	Leadership	2.85	3.00	1.10	1.00	5.00
40	Time Management	2.90	3.00	1.12	1.00	5.00
41	Team Work/Collaboration Skills	2.91	3.00	1.13	1.00	5.00
42	Communication Competence	2.98	3.00	1.10	1.00	5.00
43	IT Skills	2.63	3.00	1.13	1.00	5.00
44	Critical Thinking	2.98	3.00	1.14	1.00	5.00
45	Entrepreneurial /Job Skills	2.63	3.00	1.17	1.00	5.00
	Overall	2.86				
E.	Overall University Experience					
46	Your Overall Academic Experience	3.35	3.00	1.02	1.00	5.00

TABLE 2: Frequency Distribution in Levels (N=2636)

S.No	Category	Below Average	Average	Good	Very Good	Excellent	Don't Know	Not Applicable
A.	Academic							
1	Content of Syllabi of the Courses	68	403	1072	698	334	5	5
2	Extent of Syllabi Covered in the Class	106	566	989	674	228	6	2
3	Delivery of Syllabi in the Class	170	569	944	603	214	4	3
4	Use of Teaching Aids and ICT in the Class to Facilitate Teaching	405	639	789	421	162	16	34
5	Overall Experience with Internal Assessment (Quiz, Assignments, Presentations etc.)	355	581	812	428	185	19	129
6	Student Teacher Interaction	177	482	883	607	418	7	3
7	Integration of Theory and Practical in Classes (wherever applicable)	287	570	782	423	149	27	173
8	Stimulation for Innovative Thinking	354	655	789	434	206	17	28
9	Overall Learning Experience	108	486	984	628	296	7	16
10	Condition of Lab Equipment	363	448	457	271	172	75	554
11	Availability of Online Resources	368	531	695	419	284	54	78
12	Opportunities in the Department/ University for Research Activities	387	639	667	409	212	89	108
13	Opportunity to Participate in Seminar/ Workshop/ Conference/ Research Projects	241	602	838	533	266	37	30
14	Experience with Research Environment	389	628	599	370	149	124	192
15	Participation in Co-Academic And Cultural Events	471	669	710	335	151	50	61
B.	Infrastructure							
16	Classroom Facilities (LCD/Audio/ Computer/Seating Arrangement Etc.)	555	665	737	363	243	2	16
17	Library Reading Room Facility	258	538	831	548	374	19	10
18	Library Digital Resources and Reading Material Support	351	569	790	455	284	32	48
19	Internet Facility	480	556	714	423	307	29	39
20	University Website	182	509	1005	569	283	12	5
21	Department Website	411	578	785	441	211	35	54
22	Sports Facility	925	561	429	161	80	119	199

23	Food Outlets/Canteens	973	704	518	175	87	16	49
24	Drinking Water Facility	861	725	563	253	149	4	12
25	Washroom Facilities	695	796	640	268	145	10	11
26	Hostel Facility	570	416	354	169	112	250	487
C.	Support System							
27	Experience of the Admission Process to the Programme you have Enrolled in	218	564	1009	493	249	10	12
28	Help Received by Orientation Programme of the Department	218	583	980	450	216	38	42
29	Experience with University's Administrative Staff	343	630	911	461	187	21	14
30	Experience with Department's Administrative Staff	304	531	908	525	271	7	6
31	Timely Announcement of Result	389	611	857	483	211	6	3
32	Experience with Timely Availability of Mark Sheet	363	625	940	416	197	15	12
33	Experience with Evaluation Process	409	668	804	361	123	111	32
34	Experience with Placement Cell of the University/Department	712	569	476	203	146	187	183
35	Functioning Of Placement Cell Of The Department	706	564	460	215	159	182	169
36	Experience with Healthcare Facility	498	550	588	260	125	255	176
D.	Skills/Competencies Developed During Course of Study							
37	Analytical Competency	213	598	950	405	172	38	35
38	Problem Solving Competence	216	587	939	475	194	31	32
39	Leadership	276	623	892	400	211	30	38
40	Time Management	279	599	859	495	214	22	23
41	Team Work/Collaboration Skills	291	555	870	469	222	28	30
42	Communication Competence	233	542	853	536	213	32	29
43	IT Skills	393	610	705	328	133	76	158
44	Critical Thinking	256	537	828	489	254	44	28
45	Entrepreneurial /Job Skills	428	622	629	365	149	68	121
E.	Overall University Experience							
46	Your Overall Academic Experience	70	372	862	611	347	11	3

TABLE 3: Frequency Distribution in Percentage (N=2636)

S.No	Category	Below Average	Average	Good	Very Good	Excellent	Don't Know	Not Applicable
A.	Academic							
1	Content of Syllabi of the Courses	2.63	15.59	41.47	27.00	12.92	0.19	0.19
2	Extent of Syllabi Covered in the Class	4.12	22.01	38.47	26.22	8.87	0.23	0.08
3	Delivery of Syllabi in the Class	6.78	22.70	37.65	24.05	8.54	0.16	0.12
4	Use of Teaching Aids and ICT in the Class to Facilitate Teaching	16.42	25.91	32.00	17.07	6.57	0.65	1.38
5	Overall Experience with Internal Assessment (Quiz, Assignments, Presentations etc.)	14.15	23.16	32.36	17.06	7.37	0.76	5.14
6	Student Teacher Interaction	6.87	18.70	34.26	23.55	16.22	0.27	0.12
7	Integration of Theory and Practical in Classes (wherever applicable)	11.90	23.64	32.43	17.54	6.18	1.12	7.18
8	Stimulation for Innovative Thinking	14.26	26.38	31.78	17.48	8.30	0.68	1.13
9	Overall Learning Experience	4.28	19.25	38.97	24.87	11.72	0.28	0.63
10	Condition of Lab Equipment	15.51	19.15	19.53	11.58	7.35	3.21	23.68
11	Availability of Online Resources	15.15	21.86	28.61	17.25	11.69	2.22	3.21
12	Opportunities in the Department/ University for Research Activities	15.41	25.45	26.56	16.29	8.44	3.54	4.30
13	Opportunity to Participate in Seminar/ Workshop/ Conference/ Research Projects	9.46	23.64	32.90	20.93	10.44	1.45	1.18
14	Experience with Research Environment	15.87	25.62	24.44	15.10	6.08	5.06	7.83
15	Participation in Co-Academic And Cultural Events	19.25	27.34	29.02	13.69	6.17	2.04	2.49
B.	Infrastructure							
16	Classroom Facilities (LCD/Audio/ Computer/Seating Arrangement Etc.)	21.50	25.77	28.55	14.06	9.41	0.08	0.62
17	Library Reading Room Facility	10.01	20.87	32.23	21.26	14.51	0.74	0.39
18	Library Digital Resources and Reading Material Support	13.88	22.50	31.24	17.99	11.23	1.27	1.90
19	Internet Facility	18.84	21.82	28.02	16.60	12.05	1.14	1.53
20	University Website	7.10	19.84	39.18	22.18	11.03	0.47	0.19
21	Department Website	16.34	22.98	31.21	17.53	8.39	1.39	2.15
22	Sports Facility	37.39	22.68	17.34	6.51	3.23	4.81	8.04

23	Food Outlets/Canteens	38.58	27.91	20.54	6.94	3.45	0.63	1.94
24	Drinking Water Facility	33.54	28.24	21.93	9.86	5.80	0.16	0.47
25	Washroom Facilities	27.10	31.03	24.95	10.45	5.65	0.39	0.43
26	Hostel Facility	24.17	17.64	15.01	7.17	4.75	10.60	20.65
C.	Support System							
27	Experience of the Admission Process to the Programme you have Enrolled in	8.53	22.07	39.49	19.30	9.75	0.39	0.47
28	Help Received by Orientation Programme of the Department	8.63	23.07	38.78	17.81	8.55	1.50	1.66
29	Experience with University's Administrative Staff	13.36	24.54	35.49	17.96	7.28	0.82	0.55
30	Experience with Department's Administrative Staff	11.91	20.81	35.58	20.57	10.62	0.27	0.24
31	Timely Announcement of Result	15.20	23.87	33.48	18.87	8.24	0.23	0.12
32	Experience with Timely Availability of Mark Sheet	14.14	24.34	36.60	16.20	7.67	0.58	0.47
33	Experience with Evaluation Process	16.31	26.63	32.06	14.39	4.90	4.43	1.28
34	Experience with Placement Cell of the University/Department	28.76	22.98	19.22	8.20	5.90	7.55	7.39
35	Functioning Of Placement Cell Of The Department	28.76	22.97	18.74	8.76	6.48	7.41	6.88
36	Experience with Healthcare Facility	20.31	22.43	23.98	10.60	5.10	10.40	7.18
D.	Skills/ Competencies Developed During Course of Study							
37	Analytical Competency	8.83	24.80	39.40	16.80	7.13	1.58	1.45
38	Problem Solving Competence	8.73	23.73	37.95	19.20	7.84	1.25	1.29
39	Leadership	11.17	25.22	36.11	16.19	8.54	1.21	1.54
40	Time Management	11.20	24.05	34.48	19.87	8.59	0.88	0.92
41	Team Work/Collaboration Skills	11.81	22.52	35.29	19.03	9.01	1.14	1.22
42	Communication Competence	9.56	22.23	34.99	21.99	8.74	1.31	1.19
43	IT Skills	16.35	25.38	29.34	13.65	5.53	3.16	6.58
44	Critical Thinking	10.51	22.04	33.99	20.07	10.43	1.81	1.15
45	Entrepreneurial /Job Skills	17.97	26.11	26.41	15.32	6.26	2.85	5.08
E.	Overall University Experience							
46	Your Overall Academic Experience	3.08	16.34	37.87	26.85	15.25	0.48	0.13